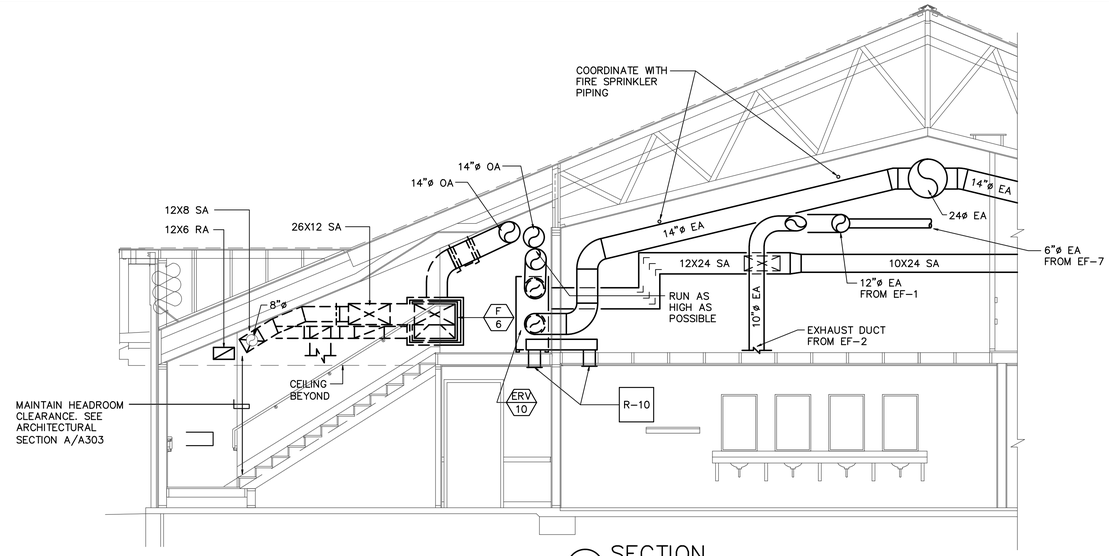

A SECTION
SCALE: 1/4"=1'-0"

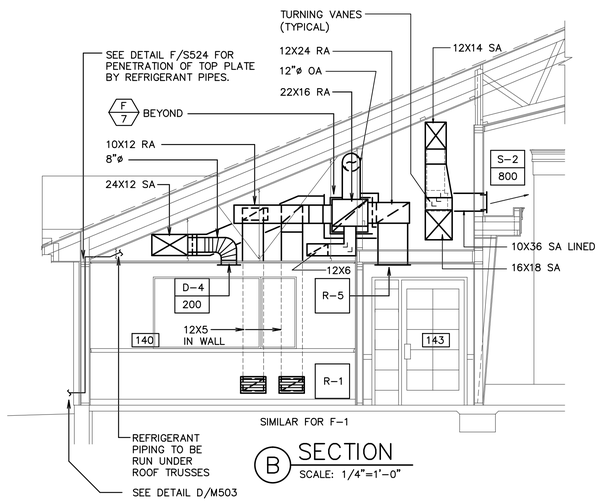

B SECTION
SCALE: 1/4"=1'-0"

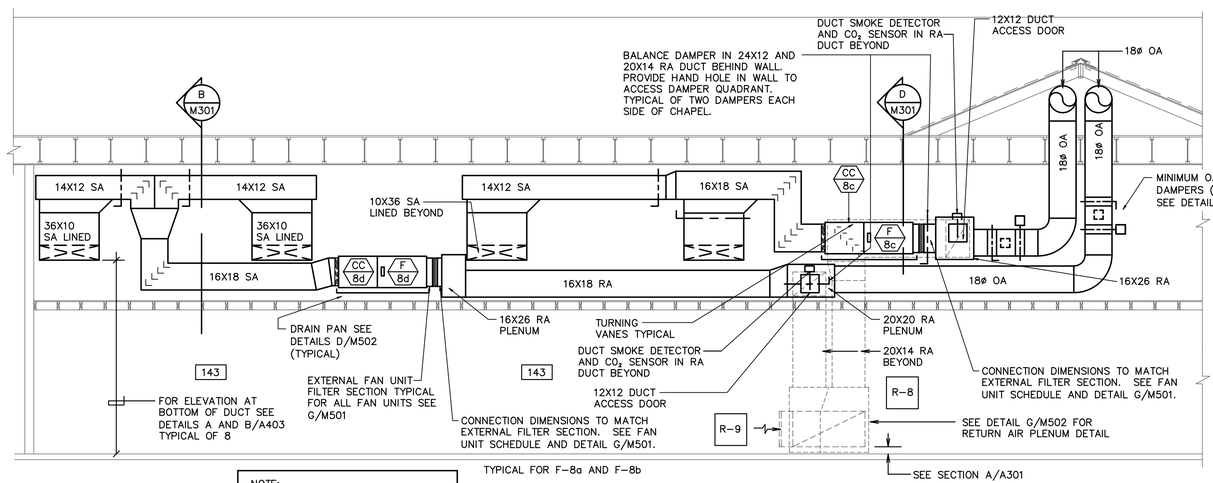

NOTE:
ALL FAN UNITS, COOLING COILS, AND DRAIN PANS SHALL BE INSTALLED AT AN ELEVATION ABOVE THE FLOOR THAT WILL ALLOW CONDENSATE DRAIN LINES TO SLOPE 1% MINIMUM TO CONDENSATE RECEIVERS.

C SECTION
SCALE: 1/4"=1'-0"

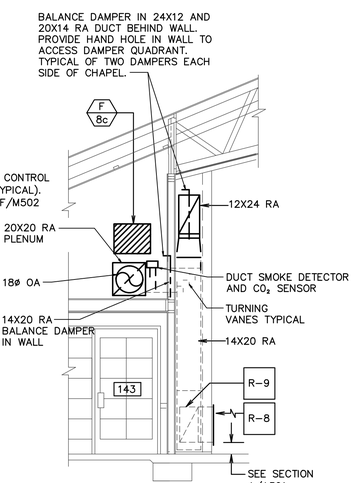

D SECTION
SCALE: 1/4"=1'-0"

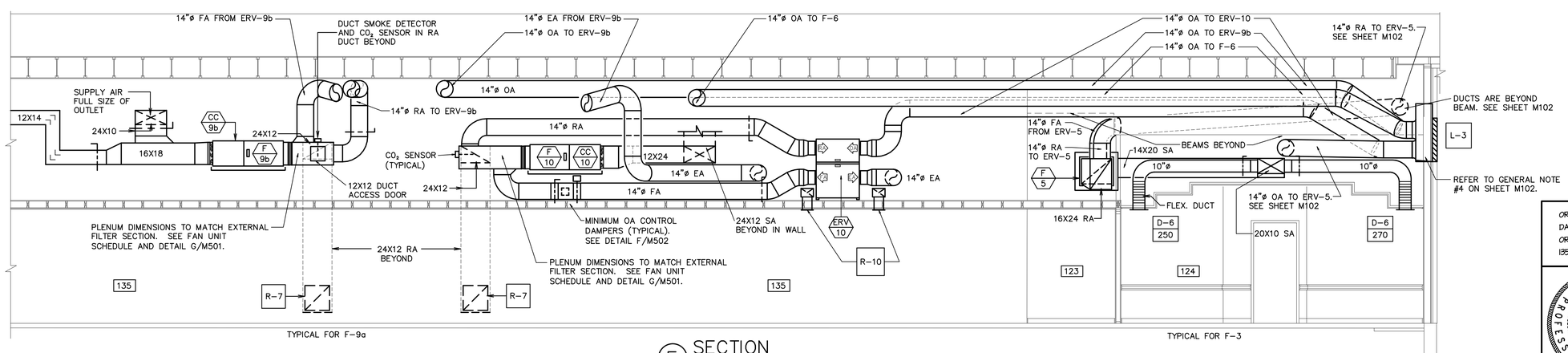

E SECTION
SCALE: 1/4"=1'-0"

ORIGINAL DRAWING SIGNED BY: DWAYNE C. SUDWEEKS
DATE ORIGINAL SIGNED: Sep 07, 2016
ORIGINAL ON FILE AT ENGINEERED SYSTEMS ASSOCIATES
1355 EAST CENTER, POCATELLO, IDAHO 83201

MONTANA PROFESSIONAL ENGINEER
DWAYNE C. SUDWEEKS
15043
LICENSED

Engineered Systems Associates
1355 EAST CENTER
POCATELLO, IDAHO 83201
PHONE: (208) 233-0501
FAX: (208) 233-0529
EMAIL: esa@engsystems.com
ESA JOB NUMBER: 15001

Architect / Engineer:
nbwarchitects p.a.
ARCHITECTURE / PLANNING / INTERIORS
SCOTT L. NIELSON, A.I.A. KEVIN R. BOONLY, A.I.A. JAMES H. WYATT, A.I.A.
990 JOHN ADAMS PARKWAY P.O. BOX 2212 - IDAHO FALLS, IDAHO 83402-2212
(P) 208-522-8770 (F) 208-522-8795 (W) www.nbwarchitects.com

Stamp:

Billings Sweet Grass Creek
Heritage 98
Billings Montana Stake
2620 54th Street W.
Billings Montana 59106

Project for:
THE CHURCH OF JESUS CHRIST OF LATTER-DAY SAINTS

Mark	Date (D-M-Y)	Description

Project Number: 15047
Plan Series: HER-TRA-98-20
Property Number: 501-1850

Sheet Title:
MECHANICAL SECTIONS

Sheet:
M301

F:\15001 LDS Billings Her-98\15001-M301.DWG Sep 07, 2016 - 9:40am